

**Measure “M” Citizens’ Oversight Committee
Santa Clarita Community College District
March 31, 2016
2:00 p.m. to 3:00 p.m.**

**College of the Canyons
Canyons Hall Room 211
26455 Rockwell Canyon Road, Santa Clarita CA 91355**

MEETING AGENDA

1. PRELIMINARY FUNCTIONS

- | | | |
|-----|--|---------------|
| 1.1 | Call to Order/Establishment of a Quorum | |
| 1.2 | Approval of Meeting Agenda | ACTION |
| 1.3 | Welcome Guests | ORAL |
| 1.4 | Approval of Meeting Minutes – January 19, 2016 | ACTION |

2. FINANCIAL

- | | | |
|-----|--|--------------------|
| 2.1 | Review of Life-to-Date Expenses by Project – As of December 31, 2015 | INFORMATION |
| 2.2 | General Obligation Bond Refunding to Provide Taxpayer Savings | INFORMATION |

3. GENERAL

- | | | |
|-----|--|--------------------|
| 3.1 | Bond Education | INFORMATION |
| 3.2 | Comments by Members of the Audience on Any Item
<u>NOT ON THE AGENDA</u> | ORAL |

4. ADJOURNMENT AND ANNOUNCEMENT OF NEXT MEETING

- | | | |
|-----|-------------|---------------|
| 4.1 | Adjournment | ACTION |
|-----|-------------|---------------|

If you need a disability-related modification or accommodation (including auxiliary aids or services) to participate in the public meeting, or if you need an agenda in an alternate form, please contact the Business Services Office at College of the Canyons at least 24 hours before the scheduled meeting.
--

SANTA CLARITA COMMUNITY COLLEGE DISTRICT
Measure “M” Citizen’ Oversight Committee

JANUARY 19, 2016
MINUTES
(Unapproved)

The Santa Clarita Community College District Measure “M” CITIZENS’ Oversight Committee meeting was held on January 19, 2016 in Canyons Hall Room 211, College of the Canyons, 26455 Rockwell Canyon Road, Santa Clarita, California 91355

- Members Present:** Mr. Nicholas Lentini, Chair
Mr. Alan Difatta
Mr. Calvin Hedman (arrived late – didn’t vote on agenda or minutes)
Mr. Michael Hogan
Mr. Kevin Holmes
Mr. Don Kimball
Ms. Katherine Martinez
Ms. Jill Mellady
- Members Absent:** Ms. Barbara Sterns
- Others Present:** Ms. Sharlene Coleal, Asst. Superintendent/VP, Business Services
Mr. Jim Schrage, Asst. Superintendent/VP, Facilities Planning, Operations and Construction
Dr. Jerry Buckley, Asst. Superintendent/VP, Instruction
Mr. Eric Harnish, VP, Managing Director, Government Relations & Advocacy
Dr. Ryan Theule, VP, Canyon Country Campus and Grants Development
Ms. Cindy Grandgeorge, Associate Vice President, Business Services
Ms. Balbir Chandi, Director of Fiscal Services
Ms. Cynthia Fernando, Accounting Technician III

A quorum was declared and the meeting called to order at 4:05 p.m. by the Chair of the Oversight Committee, Mr. Lentini.

**Quorum
Established
(1.1)**

The Committee moved approval of meeting agenda.
Motion: Mr. Hogan Second: Ms. Mellady

Record of Vote: 7-0

**Approval of
Agenda
(1.2)**

All members and guests were asked to introduce themselves.

**Welcome Guests
(1.3)**

The Committee moved approval of the January 15, 2015 meeting minutes.

**Approval of
Minutes
(1.4)**

Motion: Mr. Holmes

Second: Mr. Difatta

Record of Vote: 7-0

Don Kimball and Katherine Martinez introduced themselves as new members of the committee.

**Intro of New
Members
(1.5)**

FACILITY UPDATE

(2.1)

Jim Schrage passed out a two page handout entitled “Construction Update-December 2015”

Although there are no major construction projects in process right now, we are in the planning stages for several new projects:

- New Science Building at Canyon Country Campus – Originally two buildings, but now combined as the Science Building and a shell of the Classroom Building on the back. We are done with preliminary plans and next will proceed with working drawings.
- Canyon Country Campus Parking Lot – This project will add 275 paved spaces that are now dirt parking. Will add paving, lights, and make the area ADA compliant.
- Modernization Projects for Valencia Campus -
 - Bonelli second floor has had several functions since 1992. Now it will be remodeled to provide a full floor for the Instructional Deans and Support Staff, and the Associate Vice President of Academic Affairs Audrey Green. This project will provide better access for students and faculty, as right now the Deans are spread throughout the campus.
 - Another modernization project at Valencia is the Boykin remodel. This is one of the original buildings from 1974. The project involves remodeling the bottom floor. Preliminary plans are being prepared, after meeting with faculty and staff a couple times.
- ADA updates –An ADA Transition Plan document has been prepared by an ADA specialist. The District will award a contract for the first phase next Monday at the Board of Trustees meeting for \$500,000 in architect’s fees. ADA compliance rules change every January - we will update to the new standards as of the permit date. This first phase will address doors and access, with restrooms, sidewalks, and parking addressed in future phases.
- The soccer field is being replaced with artificial turf. The project will also include lighting and bleachers. The City will use the field 20% of the time, and the improved facilities will allow the District to host State Tournaments and Championships. The City will be contributing \$300,000, and Castaic Lake Water Agency will be contributing \$200,000. These partnership payments will augment the District’s Measure M contribution of \$1,000,000.

REVIEW OF LIFE-TO-DATE EXPENSES

(3.1 & 3.2)

Review of Life-to Date Expenses by Project as of June 30, 2015 and September 30, 2015

Sharlene Coleal reviewed the June 30, 2015 Life-to-Date reports, noting that these reports match the audit that also reflects financial information as of June 30, 2015:

- Life-to-Date expenses total \$126,190,641
- Contractually Obligated/Encumbered/Budgeted total \$25,848,907

Sharlene reviewed the chart of expenditures as of June 30, 2015 on page 2. The Measure M voter authorization totaled \$160 million, with \$140 million issued to date in three issuances. The District uses premium bonds to cover costs of issuance, and is allowed to use the interest earned on project fund dollars for Measure M project costs. The first three issuances plus interest total \$152,039,548. There are also other sources of funding that assist with projects, such as State matching funding, Foundation Capital Campaigns, and contributions from Hart District and the City. The chart indicates total projects are estimated at \$241 million, using all sources of funding, illustrating how Measure M has been used to leverage other funding sources and the combined total will fund many more projects than the District could accomplish with just Measure M. Sharlene reviewed the attached Life-to-Date Summary and Detail Reports, pointing out that the categories number 1-11 listed are from the original bond authorization, and include Technology, New Buildings, and a small amount for project management (the one employee charged to the bond).

Mr. Kimball asked why we budgeted \$39 million in projects but we only spent \$13.7 million in 2014-15. Ms. Grandgeorge explained that we budget the entire fund balance for upcoming projects, but some projects are multi-year projects so the expenses will not all show in the 2014-15 fiscal year.

Mr. Hedman asked how much was left to issue, and Ms. Coleal confirmed \$20 million was left to issue and that the District schedules the issuances so the amount will be used within 3 years to comply with Arbitrage rules.

FINANCIAL and PERFORMANCE ANNUAL AUDIT

(3.3)

Acceptance of Measure M Audits for the year ending June 30, 2015. Sharlene reviewed the agenda item with the committee, indicating it provides an overview of the audit process and results - with \$140 million in Measure M bonds issued and \$20 million left to issue at June 30, 2015. There are two audits contained in the report, a Financial Audit and a Performance Audit.

Financial Audit: The auditors issued an unmodified opinion, the best rating possible. There were no adjustments, no questioned costs, and no audit findings. On page 4, the balance sheet shows \$25 million in ending fund balance which has been planned for the projects we have been talking about during the construction update.

Page 5 indicates the following transactions for the year being audited:

Interest Earned on Project Fund	\$ 177,620
Project Expenses	(\$12,541,816)
Proceeds of the Third Issuance	\$26,187,886
Costs of Issuance and Debt Svc. Fund	(\$ 1,187,886)
Beginning Fund Balance	<u>\$13,213,102</u>
Ending Fund Balance	\$25,848,906

Pages 6 – 10 include the Notes to Financial Statements. It was noted that on page 8 the detail regarding the LA County Office of Education (LACOE)/LA County Treasury fund is included in the audit. This fund is conservatively invested and yields approximately .7% interest.

Mr. Kimball asked where the District assets are recorded as he did not see them in the Measure M audit, and Ms. Grandgeorge replied that assets and their corresponding depreciation are reflected in the District Wide Financial Statements.

Mr. Hedman asked about the \$1,187,886 listed on page 5. Ms. Coleal and Ms. Grandgeorge indicated that premium bonds were issued in this amount and were used to cover costs of issuance and a deposit to the LA County Treasury for future debt service. Ms. Coleal added that the District used to benefit from premium bond proceeds, but now they must be used for costs of issuance or be deposited into the debt service fund.

Performance Audit: Ms. Coleal reviewed the Performance audit. The Auditor’s Report on Performance begins on page 1. Even though this audit does not receive a rating, it contains all positive outcomes. Page 2 describes the purpose of the issuance and the rules and requirements. We are always found in compliance, and Ms. Coleal acknowledged the work of Balbir Chandi, Director, Fiscal Services and Cynthia Fernando, Accounting Technician III, for their oversight and detailed work with the bond funds. Mr. Schrage added that contractors appreciate working for the District because Fiscal Services processes their payments quickly, taking only about 3 weeks where most other Districts take much longer.

Page 3 describes the procedures performed by the auditors.

- Procedure 1: Confirms the funds were accounted for separately as required.
- Procedure 2: Auditors found all expenditures tested to be in full compliance. The Auditors even asked for the District policy on change orders and found it to be acceptable.
- Procedure 3: The auditors verified that the employee charged to the bond was appropriate. Administration cannot be charged to GO Bond funds—and the auditors confirmed the District complied with this rule.
- Procedure 4: The auditors prepared a detailed schedule of all the projects with estimated costs. The chart shows the three issuances to date and the pending issuance for \$20 million. From the first three issuances, there is \$25 million outstanding to cover encumbrances/contracts/planned expenditures on projects as of June 30, 2015.

Mr. Holmes thanked Ms. Coleal for her detailed review of the audit, and summarized for the committee that there are really two reports being presented to the committee and two statements that the committee needs to be concerned about:

#1: Financial Audit: The financial statements are materially correct.

#2: Performance Audit: Bond funds were expended for the purpose intended by the voters.

The committee needs to have confidence that the auditors are capable. Mr. Holmes shared that the committee members have done their job if these items are addressed. Mr. Holmes works with the audit firm extensively in his role on the COC Foundation Board, and can attest that the auditors are one of a few firms in California that have the expertise to do GO Bond audits.

Ms. Coleal added that the audit firm that completes the Measure M Audit also completes the COC Foundation Audit and the District Audit. Mr. Lentini expressed confidence the bond funds were being appropriately managed based on the fact that the auditors did not identify any findings or questioned costs.

The Committee moved Acceptance of the Financial and Performance Audits.

**Approval of
Audits
(3.3)**

Motion: Mr. Kimball

Second: Mr. Hedman.

Record of Vote: 8-0

COMPLIANCE WITH PROPOSITION 39 – GO BOND OVERSIGHT COMMITTEE

Approval of Resolution 2015/16-01 Affirming the Santa Clarita Community College District’s Compliance with the Requirements as Stated in the Law (Section 15278-15282)

Motion: Mr. Hogan

Second: Ms. Mellady

Record of Vote: 8-0

**Approval of
Resolution
(3.4)**

SCCCD EDUCATIONAL AND FACILITIES MASTER PLAN

(4.1)

Mr. Schrage shared that the State requires a new master plan every 10 years. The District has completed 4 master plans in the last few years. The current Master Plan covers the period 2012-2017, and the new Master Plan in progress will cover the period 2016-2021.

The process for completing the new plan includes:

- Interviewing employees in every department
- Looking at data and trends, including financial trends
- Interviewing community members

The entire plan is driven by the Educational portion. Dr. Buckley provided an overview of the Educational plan, as facilities are not planned unless there is a demonstrated need. The Instruction Office just completed a 3 year visionary exercise. Enrollment is growing more than 3.5% per year.

The District is aware that parking is an issue. Also, Canyon Country is still in portable buildings. The plan was to use State dollars for permanent buildings but there has been 10 years of “dry” State funding. The original plan called for the Canyon Country Campus to be built out by 2018, assuming State Bonds would be available every 2 years.

With the District growing over 3% per year, there are numerous students on wait lists, with 700 students on Biology and Chemistry wait lists alone. This is why we are planning the Science Building at the Canyon Country Campus.

The District has developed 9 aligned pathways with Hart District that will lead to future employment. The District currently serves about 60% of Hart District students, and projects an increase in that number. The District has over 20 transfer degrees, and is working on over 20 pathways with UC’s. The District is also developing regional training programs, and these will impact growth on both campuses.

The non-credit program is also being developed, and the District will be advertising the program soon. Non-credit pathways will be another on-ramp to college. The non-credit program will include office training packages, and lowest level math and English, and splitting up math topics into short term sections such as mastering fractions.

Career Technical Education Programs are also being further developed, such as Auto Technology and Welding. With over 40,000 people in our valley with no skills, the growth of the non-credit program will greatly benefit the community. These new classes will not only be on-ground, but also on-line. Returning employee John Makevich is working on developing some of these courses in an on-line format, allowing incumbent workers to brush up on their skills either on-line or in person.

While other districts like Ventura are down 1,000 students, our District is growing under the leadership of Dr. Van Hook with 27 years in the system. Thanks to her leadership the District is well structured with many areas for growth.

Mr. Schrage commented that we are clearly not done with the Valencia Campus, with many of the buildings originally constructed in the 1970's. Dr. Buckley added that the 15 year old portable housing the Sheriff's Academy is in need of updating. He would like to see an "Institute of Public Safety" on campus with all our instructional programs and public safety agencies in one facility.

Mr. Lentini noted it is interesting to see that we are not done with the Valencia Campus and Measure M projects. Mr. Schrage summarized that we must change our space to fit current needs on the Valencia Campus, and the Canyon Country Campus needs more space as we are way behind in our building and adding of space.

Mr. Theule added that with the Canyon Country Campus the District has shown consistency and the Center has grown in spite of the lack of State budget dollars.

STATE BOND INITIATIVE

(4.2)

Mr. Harnish gave an update on a State Construction Bond in 2016. This will be the first bond in 10 years. Previously State bonds were issued on a 2 year cycle. When we passed Measure M we assumed the 2 year State bond cycle would continue, and this led to the aggressive Canyon Country buildout plan. But the schedule is off 10 years later, and now finally we are looking at a potential State Bond again.

The bond would be \$9 billion, with \$2 billion for CA Community Colleges. The bond was approved through the initiative process to get on the ballot, as the Governor would not support a bond. It is important to note that the Community College need is \$30 million!

We are confident we will be funded for the Science Building at Canyon Country Campus if this bond passes, but it is not likely that we will get dollars for additional facilities at Canyon Country Campus. There is also talk of a legislative bond option, but it is not clear yet how that would play out. In total the District hopes to get funding for 4 buildings at Canyon Country Campus, and the District is severely hindered by the lack of State matching funds.

Ms. Coleal commented that the Governor is not supporting a State Bond and has indicated school construction should be funded locally.

Dr. Buckley added that if funds were available, another potential project for the Valencia Campus would be a 2 story Tech Building to replace the current Towsley Hall. The District received a \$5.5 million grant to develop 4 pathways, but there is no room in Towsley Hall to teach Advanced Manufacturing. The District is looking at securing a building to serve these programs.

Mr. Harnish concluded by saying the District will be watching the bond closely and working with our legislative representatives to make sure they understand how important a State Bond is.

Mr. Lentini commended Mr. Schrage for completing much needed projects, including a Health Center project at Canyon Country Campus he received a lot of positive feedback on just today.

ADJOURNMENT

(5.1)

Mr. Lentini thanked the committee for their attendance and moved to adjourn the meeting at 5:10pm.

**SANTA CLARITA COMMUNITY COLLEGE DISTRICT
COLLEGE OF THE CANYONS**

Measure "M" Citizens' Oversight Committee

DATE: 3/31/16

ITEM TITLE Review of Life-to-Date Expenses by
Project - As of December 31, 2015

ACTION/CONSENT
 ACTION
 INFORMATION
 DISCUSSION

BACKGROUND ANALYSIS:

Life-to-date Expense Reports through December 31, 2015 are attached. The following chart summarizes the detailed Measure M reports with past expenditures and future planned expenditures, and also includes estimates of other funding sources the District has identified to augment Measure M funds. Securing funding from other sources maximizes the dollars available for construction and increases the impact of Measure M funds on our campuses.

- **Life-To-Date Expenses:** \$128,166,701 in Measure M funds has been spent on approved projects from May 2007 through December 31, 2015.
- **Contractually Obligated/Encumbered/Budgeted:** \$23,974,846 in unspent project funds at December 31st has been contractually obligated, encumbered, or budgeted to complete the projects listed in the chart on the next page, Review of Life-to-Date Expenses through December 31, 2015, or has been set aside as a contingency reserve. These projects include the beginning of the Canyon Country Science Building, a parking lot at Canyon Country Campus, technology, secondary effects, etc.
- **Total GO Bond Proceeds Committed:** The Life-To-Date Expenses and Contractually Obligated amounts added together equal \$152,141,547, which represents the total amount of Bond Proceeds from the first three issuances of Measure M and the estimated interest earnings.

May 2007 Bond Issuance	\$ 79,997,270
May 2007 Net Premium	\$ 2,602,721
May 2012 Bond Issuance	\$ 35,000,000
May 2012 Net Premium	\$ 2,577,125
September 2014 Bond Issuance	\$ 25,000,000
September 2014 Net Premium	\$ 1,187,886
Estimated Interest	\$ 5,776,545
Total GO Bond Funds Available	\$152,141,547

(Continued)

FISCAL IMPLICATIONS:

This item provides details on GO Bond Project fund expenditures, projected to be \$152,141,547.

RECOMMENDATIONS:

No recommendation at this time. Information only.

Submitted by:

**Approved for submission to Measure "M"
Citizens' Oversight Committee:**

Dr. Dianne G. Van Hook

Recommended by:



**Dr. Dianne G. Van Hook
Chancellor**

**SANTA CLARITA COMMUNITY COLLEGE DISTRICT
COLLEGE OF THE CANYONS**

PAGE: Two

ITEM TITLE: Review of Life-to-Date Expenses

MEETING DATE: March 31, 2016

BACKGROUND ANALYSIS (Continued):

- **Other Funding Sources:** \$89,503,297 in funding from the State of California, COC Foundation Capital Campaigns, and other local sources to augment the first, second and third issuances of Measure M funds is estimated for various projects. This total includes an estimated \$13.9 million from the next Statewide K-14 Facilities Bond that will provide State funding for the Canyon Country Campus Science Building/Classroom Structure.
- **Total Estimated Project Costs:** \$152,141,547 in GO Bond proceeds/Interest added to the other funding sources estimated at \$89,503,297 combine to provide spending power of \$241,644,844 for capital projects planned or completed with the first three issuances.

Measure M Expenditures as of December 31, 2015		Life to Date GO Bond Expenses	Contractually Obligated/ Encumbered/ Budgeted	Total GO Bond Proceeds Committed	Other Funding Sources	Total Estimated Project Costs
Projects	#					
Repairs and Modernization	1	\$ 7,757,351	\$ 9,384,195	\$ 17,141,546		\$ 17,141,546
Site Upgrades	2	\$ 3,430,274	\$ 1,434,519	\$ 4,864,793	\$ -	\$ 4,864,793
Health and Safety	3	\$ 44,430	\$ -	\$ 44,430	\$ -	\$ 44,430
Technology	4	\$ 2,670,481	\$ 1,695,381	\$ 4,365,862	\$ -	\$ 4,365,862
New/Expanded Program Space	5	\$ 6,817	\$ -	\$ 6,817	\$ -	\$ 6,817
Library Expansion	7	\$ 6,393,215	\$ -	\$ 6,393,215	\$ 9,452,854	\$ 15,846,069
Student Services/Admin Building	7	\$ 11,268,314	\$ 6,161	\$ 11,274,475	\$ 6,320,446	\$ 17,594,921
Mentry Hall Expansion	7	\$ 12,428,583	\$ -	\$ 12,428,583	\$ -	\$ 12,428,583
University Center	7	\$ 7,316,584	\$ -	\$ 7,316,584	\$ 32,498,397	\$ 39,814,981
Culinary Arts Building	7	\$ 8,544,049	\$ -	\$ 8,544,049	\$ 1,320,600	\$ 9,864,649
Canyon Country Campus (CCC)	8	\$ 32,011,265	\$ -	\$ 32,011,265	\$ 26,000,000	\$ 58,011,265
Canyon Country Parking Lot #2	8	\$ 1,050,875	\$ -	\$ 1,050,875	\$ -	\$ 1,050,875
Applied Technology Building (CCC)	8	\$ 7,114,273	\$ -	\$ 7,114,273	\$ -	\$ 7,114,273
Science Bldg/Classroom Structure (CCC)	8	\$ 130,920	\$ 3,869,080	\$ 4,000,000	\$ 13,911,000	\$ 17,911,000
Parking Lot (CCC)	8	\$ 23,125	\$ 1,476,875	\$ 1,500,000	\$ -	\$ 1,500,000
Secondary Effects (Renovation)	9	\$ 5,365,675	\$ 1,184,845	\$ 6,550,520	\$ -	\$ 6,550,520
Secondary Effects Holding	9	\$ -	\$ 2,500,000	\$ 2,500,000	\$ -	\$ 2,500,000
Equipment & Technology Repl.	10	\$ 1,792,272	\$ -	\$ 1,792,272	\$ -	\$ 1,792,272
Educational & Facilities Master Plans	11	\$ 698,298	\$ 2,531	\$ 700,829	\$ -	\$ 700,829
Partial Repayment of 2006 COP	11	\$ 12,838,050		\$ 12,838,050	\$ -	\$ 12,838,050
Project Mgmt. Svcs/Other Expenses	11	\$ 914,118	\$ 193,727	\$ 1,107,845	\$ -	\$ 1,107,845
Costs of Issuance (2007)	11	\$ 1,621,838	\$ -	\$ 1,621,838	\$ -	\$ 1,621,838
Costs of Issuance (2012)	11	\$ 448,224	\$ -	\$ 448,224	\$ -	\$ 448,224
Costs of Issuance (2014)	11	\$ 387,250	\$ -	\$ 387,250	\$ -	\$ 387,250
Debt Service Contribution (2007)	11	\$ 980,883		\$ 980,883	\$ -	\$ 980,883
Debt Service Contribution (2012)	11	\$ 2,128,901	\$ -	\$ 2,128,901	\$ -	\$ 2,128,901
Debt Service Contribution (2014)	11	\$ 800,636	\$ -	\$ 800,636	\$ -	\$ 800,636
Contingency	11	\$ -	\$ 2,227,532	\$ 2,227,532	\$ -	\$ 2,227,532
Totals		\$ 128,166,701	\$ 23,974,846	\$ 152,141,547	\$ 89,503,297	\$ 241,644,844

* Total Project Cost estimated at \$27,391,000 and includes \$9,480,000 from Measure M Fourth Issuance

Series 2006 General Obligation Bonds Series 2007, 2012 and 2014 Combined				
LIFE TO DATE EXPENSES BY PROJECT (SUMMARY)				
Fund 45, 46 and 47				
(MEASURE M)				
December 31, 2015				
Project Description	Prior Years Expenses	15-16 Budget	15-16 Expenses	LTD Expenses
#1 Repairs and Modernization	6,484,742.19	10,656,804.43	1,272,608.63	7,757,350.82
#2 Site Upgrades	3,167,145.12	1,697,648.17	263,129.04	3,430,274.16
#3 Health and Safety	44,430.00	-	-	44,430.00
#4 Technology	2,532,096.36	1,833,765.00	138,384.20	2,670,480.56
#5 New/Expanded Program Space	6,817.43	-	-	6,817.43
#6 ISA's (Del Valle)	-	-	-	-
#7 New Buildings Valencia Campus	45,918,775.42	38,131.40	31,970.19	45,950,745.61
#8 Canyon Country Campus	40,176,413.42	5,500,000.00	154,045.00	40,330,458.42
#9 Secondary Effects (Renovation)	5,327,645.57	3,742,875.00	58,029.89	5,385,675.46
#10 Future Planned Equipment and Tech Replacement	1,792,272.17	-	-	1,792,272.17
#11 Other Items Not Specific To Any One Item Above	20,740,303.76	2,481,682.00	57,892.88	20,798,196.64
TOTAL	126,190,641.44	25,950,906.00	1,976,059.83	128,166,701.27

Series 2006 General Obligation Bonds Series 2007, 2012 and 2014 Combined			As of December 31, 2015	
LIFE TO DATE EXPENSES BY PROJECT (DETAIL)				
Funds 45,46 and 47				
(MEASURE M)				
Project Description	Prior Years Expenses	15-16 Budget	15-16 Expenses	LTD Expenses
#1 Repairs and Modernization				
Buildings - mod, new flooring campuswide	251,488.33	-	-	251,488.33
Bldg - Sched Maint rep/repl doors 07-08	75,991.21	-	-	75,991.21
Bldgs - Sched Maint rep/ren site lighting 07-08	70,000.35	-	-	70,000.35
Bldgs - Sched Maint repl electric switchgear	89,403.00	-	-	89,403.00
Bldgs - Sched Main repl Gr 1 equip culinary arts	29,421.00	-	-	29,421.00
Site Imp - Sched Maint repl ext lighting rd at m/d	34,995.00	-	-	34,995.00
Bldgs- Scheduled Maintenance Holding	-	5,162,456.00	-	-
Blds - Misc Scheduled Maintenance Projects - Valencia	343,758.61	623,938.60	187,051.55	530,810.16
New Equip non Instr Non-GASB - Misc Scheduled Maint Projects	-	1,791.38	1,791.38	1,791.38
Bldgs - Misc Scheduled Maint Projects - CCC	46,098.00	234,395.24	39,990.59	86,088.59
Bldgs - ADA Scheduled Maintenance Holding	-	2,950,000.00	-	-
Buildings - Mentry Hall re-roofing	147,959.88	-	-	147,959.88
Bldgs - Modernization PE West	-	110,446.00	104,923.70	104,923.70
Bldgs - Re-roof Towsley Hall - Scheduled Maintenance 13-14 Match	108,702.30	-	-	108,702.30
Bldgs-Repairs and Modernization	-	-	-	-
Buildings- Modernization campuswide	1,891,302.88	-	-	1,891,302.88
New Equipment Non-Instr Non GASB - Modernization Val	13,064.36	-	-	13,064.36
Buildings-Repairs and modernization Canyon Country Campus	569,255.37	-	-	569,255.37
Site Repairs - Campuswide CCC	51,916.34	-	-	51,916.34
New Equip Non-Instr -GASB- modernization CCC	8,843.52	-	-	8,843.52
New Equip Inst Non-GASB-modernization CCC	14,364.35	-	-	14,364.35
New Equip Non-Inst Non-GASB-modernization CCC	26,564.73	8,566.17	8,819.79	35,384.52
Buildings-Facilities workstation at Canyon Country Campus	32,958.38	-	-	32,958.38
Buildings- Warehouse storage system	144,041.43	-	-	144,041.43
Buildings-Cafeteria Remodel	787,048.99	-	-	787,048.99
New Equip non Instr Non-GASB - Cafeteria remodel	97,336.31	-	-	97,336.31
Bldgs- Modular Bldg re-roofing	6,745.00	-	-	6,745.00
Bldgs- Convert classroom village to offices	40,108.00	-	-	40,108.00
New Equip Non-Instr Non-GASB (village)	35,525.37	-	-	35,525.37
New Equip Non-Instr -GASB (village)	14,912.46	-	-	14,912.46
Emerging Technologies Lab	169,584.84	-	-	169,584.84
Buildings - Bonelli Hall Re-roofing	158,506.52	-	-	158,506.52
Buildings - Fire Alarm Panel Replacement	205,175.00	-	(16,267.50)	188,907.50
Buildings - West PE Boiler Replacement	310,802.96	-	-	310,802.96
Bldgs-Upgrade CCC Restroom HVAC SM 13-14 Match	18,140.00	-	-	18,140.00

Series 2006 General Obligation Bonds Series 2007, 2012 and 2014 Combined			As of December 31, 2015	
LIFE TO DATE EXPENSES BY PROJECT (DETAIL)				
Funds 45,46 and 47				
(MEASURE M)				
Project Description	Prior Years Expenses	15-16 Budget	15-16 Expenses	LTD Expenses
Bldgs-Upgrade HVAC - Bonelli, Boykin, Stu Ctr, Libr - Prop 39 13-14 Match	175,282.18	-	-	175,282.18
Bldgs - Air Handlers - Bonelli, Boykin SM 14-15 Match	17,843.01	32,672.00	28,937.00	46,780.01
Bldgs- Rebuild Chillers SM 14-15 Match	-	7,101.00	-	-
Bldgs- Rebuild Chillers North - SM 14-15 Match	-	291,981.00	271,110.74	271,110.74
Bldgs - Rebuild Adap Frequency Drive Chill System	-	49,440.00	46,968.00	46,968.00
Bldgs - Boykin 207-208 Lab Remodel	-	3,548.72	6,573.82	6,573.82
Bldgs-Miscellaneous Building Improvements - Valencia	24,029.27	14,554.32	9,904.32	33,933.59
Bldgs-MLT Renovation (District Match)	34,498.52	-	-	34,498.52
New Equipment - Instr - non-GASB MLT Renovation	2,835.09	-	-	2,835.09
New Equipment - Instr -GASB MLT Renovation	12,666.39	-	-	12,666.39
Bldgs - Telecommunication System Upgrade	239,487.74	-	-	239,487.74
Bldgs-Rebuild Cogen South Plant	-	-	-	-
Bldgs - Student Svc/Admin Bldg Tenant Improvement	159,085.50	940,914.00	463,620.06	622,705.56
New Equip non Instr Non GASB Admin Bldg Tenant Imp	-	150,000.00	119,185.18	119,185.18
Bldgs - Boykin Remodel 5 Year Plan	25,000.00	75,000.00	-	25,000.00
#1	6,484,742.19	10,656,804.43	1,272,608.63	7,757,350.82
#2 Site Upgrades				
Site Improvement - Site Upgrades	-	-	-	-
Site Improvement - signage valencia campus	845,097.07	-	-	845,097.07
Site Imp - campuswide landscaping valencia campus	122,278.92	-	-	122,278.92
Site Imp - baseball/softball renovation	242,760.37	-	-	242,760.37
Site Imp - soccer field renovation	35,720.00	-	-	35,720.00
Site Imp - Baseball, Softball Field Dugouts/Locker Rooms	796,539.76	-	-	796,539.76
Site Imp - Stadium Track Replacement	146,564.10	-	-	146,564.10
Site Imp - family studies	11,440.59	-	-	11,440.59
Site Imp - site repairs campuswide valencia	796,160.34	58,346.00	58,346.00	854,506.34
Site Imp - New Equip Non Instr - Non GASB - Site Repairs Val	-	4,530.68	-	-
Site Imp - Site Repairs Campuswide - CCC	66,232.09	166,686.49	157,596.49	223,828.58
Site Imp - New Equipment Non Instr - Non GASB - Site Repairs CCC	-	3,815.00	3,815.00	3,815.00
Site Imp - Modernization - CCC	21,198.84	-	-	21,198.84
Site Imp - Concrete sidewalk and Stairs	4,076.26	-	4,530.68	8,606.94
Site Imp - Electric Transformer Replacement	1,440.00	-	-	1,440.00
Site Imp - Relamp Stadium Lights - SM 13-14 Match	5,473.78	-	-	5,473.78
Site Imp - Irrigation Controllers and Communications SM 13-14 Match	36,433.00	-	-	36,433.00
Site Imp - ADA Sidewalk Repairs	35,730.00	14,270.00	-	35,730.00

Series 2006 General Obligation Bonds Series 2007, 2012 and 2014 Combined			As of December 31, 2015	
LIFE TO DATE EXPENSES BY PROJECT (DETAIL)				
Funds 45,46 and 47				
(MEASURE M)				
Project Description	Prior Years Expenses	15-16 Budget	15-16 Expenses	LTD Expenses
Site Imp - Soccer Field Renovations/Improvements	-	1,150,000.00	4,675.00	4,675.00
Site Imp - Grounds Scheduled Maint Repairs Valencia	-	175,000.00	23,069.76	23,069.76
New Equipment - non Instructional - GASB Scheduled Maintenance & Repairs	-	25,000.00	-	-
Site Imp - Grounds Scheduled Maint Repairs CCC	-	100,000.00	11,096.11	11,096.11
#2	3,167,145.12	1,697,648.17	263,129.04	3,430,274.16
#3 Health and Safety				
Buildings - Health and Safety	-	-	-	-
Buildings-handrails for performing arts center	6,900.00	-	-	6,900.00
HVAC Cleaning	37,530.00	-	-	37,530.00
#3	44,430.00	-	-	44,430.00
#4 Technology				
Wireless Campus - New Equip - Non-Instr - Non-GASB	99,517.04	-	-	99,517.04
Wireless Campus - New Equip - Instr - Non-GASB	-	-	-	-
Wireless Campus - New Equip - Non Instr - Non-GASB	26,144.20	-	-	26,144.20
Bldgs-Networking and switches	18,373.34	-	-	18,373.34
Networking and switches - New Equip Non-Inst-GASB	432,130.12	121,105.00	19,527.96	451,658.08
Networking & switches - New Equip non Instr Non-GASB	121,622.55	-	-	121,622.55
Bldgs - Update computer lab equipment	10,405.00	-	-	10,405.00
New Equip Instr Non-GASB - update computer lab equipment	12,197.30	-	-	12,197.30
Bldgs - Update Computer Equipment	8,418.92	-	-	8,418.92
New Equipment Non-Inst (GASB) Update Computer Equipment	307,957.06	20,640.00	20,639.78	328,596.84
New Equipment Non-Inst (non-GASB) Update Comp Equipmnt	336,832.57	114,434.00	81,392.39	418,224.96
Software - Instr - Non GASB Update Computer Equip	8,460.00	-	-	8,460.00
New Equipment - Instr - non-GASB Updt Comp Equip	65,990.42	3,971.00	3,970.27	69,960.69
Bldgs - Network	-	3,580.00	2,660.00	2,660.00
New Equipment Non Instr - Non GASB - Network	251,348.58	19,895.00	5,736.89	257,085.47
Software - Non Instr - Non GASB - Network	24,196.49	-	-	24,196.49
Audio visual upgrades	41,957.21	-	-	41,957.21
New Equip Inst Non-GASB - Audio visual upgrades	74,951.34	-	-	74,951.34
New Equip non Inst Non-GASB - Audio visual upgrades	51,158.99	4,881.00	4,456.91	55,615.90
New Equipment - Instr - non-GASB Audio Visual	24,012.79	-	-	24,012.79
Site Imp - fiber optics valencia campus	361,283.27	-	-	361,283.27
Software non Instructional - A&R Automated Call Sys	-	-	-	-
New Equip Non-Instr Non-GASB-A&R Auto Call Sys	-	-	-	-

Series 2006 General Obligation Bonds Series 2007, 2012 and 2014 Combined			As of December 31, 2015	
LIFE TO DATE EXPENSES BY PROJECT (DETAIL)				
Funds 45,46 and 47				
(MEASURE M)				
Project Description	Prior Years Expenses	15-16 Budget	15-16 Expenses	LTD Expenses
New Equip Non-Instr -GASB-A&R Auto Call System	58,727.05	-	-	58,727.05
Bldgs - Data Center	-	-	-	-
New Equipment Non-Inst (GASB)- Data Center	180,310.39	48,839.00	-	180,310.39
New Equipment Non-Inst (non-GASB) Data Center	16,101.73	-	-	16,101.73
Bldgs - Technology Infrastructure Holding	-	1,496,420.00	-	-
#4	2,532,096.36	1,833,765.00	138,384.20	2,670,480.56
#5 New/Expanded Program Space				
Buildings - HRM New Kitchen Teaching Spa	6,817.43	-	-	6,817.43
#5	6,817.43	-	-	6,817.43
#6 ISA's (Del Valle)				
#6	-	-	-	-
#7 New Buildings Valencia Campus				
Buildings - Library Expansion	5,790,472.03	-	-	5,790,472.03
New Equip non Instr Non-GASB - Library Exp	602,743.27	-	-	602,743.27
Buildings - Student Svs/Admin Building	10,051,502.55	-	-	10,051,502.55
New Equip non Instr Non-GASB Admin Building	746,825.18	23,967.94	23,127.02	769,952.20
New Equipment Non-Inst (GASB)- Admin Building	440,887.13	11,292.40	5,972.11	446,859.24
Buildings - Mentry Hall Expansion	11,917,621.42	-	-	11,917,621.42
New Equip Instr Non-GASB - Mentry Hall Expansion	432,080.08	-	-	432,080.08
Software - Instr - GASB- Mentry Hall Expansion	32,301.63	-	-	32,301.63
New Equip Non-Inst-GASB - Mentry Hall Expansion	8,181.39	-	-	8,181.39
Software - Instr - Non-GASB- Mentry Hall Expansion	24,816.80	-	-	24,816.80
New Equip Non-Inst-Non-GASB - Mentry Hall Expansion	11,465.29	-	-	11,465.29
Software -N-Instr - Non-GASB- Mentry Hall Expansion	2,116.53	-	-	2,116.53
Buildings - University Center West Wing	233,179.68	-	-	233,179.68
New Equipment - Instructional UC West Wing	1,510.78	-	-	1,510.78
New Equip non Instr-GASB UC West Wing	106,233.34	-	-	106,233.34
New Equip non Instr Non-GASB UC West Wing	494,021.75	-	-	494,021.75
New Equip software Non-GASB UC West Wing	-	-	-	-
Buildings - University Center East Wing Supp	3,412,795.68	-	-	3,412,795.68
New Equip Non-Inst-GASB - UC East Wing Supp	16,670.37	-	-	16,670.37
New Equip Non-Instr Non-GASB - UC East Wing	7,174.76	-	-	7,174.76

Series 2006 General Obligation Bonds Series 2007, 2012 and 2014 Combined			As of December 31, 2015	
LIFE TO DATE EXPENSES BY PROJECT (DETAIL)				
Funds 45,46 and 47				
(MEASURE M)				
Project Description	Prior Years Expenses	15-16 Budget	15-16 Expenses	LTD Expenses
Bldgs - University Center West Wing TI	3,044,997.83	-	-	3,044,997.83
Bldgs - Culinary Arts Building	8,325,214.68	-	-	8,325,214.68
New Equip non Instr Non GASB Culinary Arts Bldg	210,276.61	2,871.06	2,871.06	213,147.67
New Equipment Non-Inst (GASB)- Culinary Arts Bldg	5,686.64	-	-	5,686.64
Bldgs - New Construction Holding	-	-	-	-
#7	45,918,775.42	38,131.40	31,970.19	45,950,745.61
#8 New Buildings Canyon Country Campus				
Buildings-CCC:Land, Site Dev, Modulars, Expanded Scope	30,589,575.29	-	-	30,589,575.29
New Equip - Instr - Non-GASB - CCC	607,375.94	-	-	607,375.94
New Equip - Instr - GASB - CCC	12,224.75	-	-	12,224.75
New Equip - Non-Instr - Non-GASB - CCC	549,068.72	-	-	549,068.72
New Equip - Non-Instr - GASB - CCC	239,295.93	-	-	239,295.93
Software - Instr - Non-GASB - CCC	10,219.73	-	-	10,219.73
Software - Non-Instr - Non-GASB - CCC	3,504.96	-	-	3,504.96
Site Imp - CCC Parking Lot # 2	1,050,875.06	-	-	1,050,875.06
Buildings - Applied Tech Ed Center - Canyon Country	6,734,754.85	-	-	6,734,754.85
New Equip Instr GASB - Applied Tech Ctr - CCC	30,044.97	-	-	30,044.97
New Equip Non-Inst-GASB - Applied Tech Ctr-CCC	26,474.27	-	-	26,474.27
New Equip Inst Non-GASB - App Tech Ed Ctr - Canyon Country	276,810.84	-	-	276,810.84
New Equip Non-Inst-GASB - Applied Tech Ctr-CCC	46,188.11	-	-	46,188.11
Bldgs - Canyon Country Campus Science Building & Classroom Structure	-	4,000,000.00	130,920.00	130,920.00
Site Imp- Canyon Country Campus Parking Lot	-	1,500,000.00	23,125.00	23,125.00
#8	40,176,413.42	5,500,000.00	154,045.00	40,330,458.42
#9 Secondary Effects (Renovation)				
Buildings - Mentry Hall Secondary Effects	1,090,134.07	-	-	1,090,134.07
New Equip - Instr - GASB - Mentry Hall Expansion	274,985.67	-	-	274,985.67
New Equip Instr Non-GASB - Mentry Hall Sec Effects	510,584.89	-	-	510,584.89
Software Instr Non-GASB - M Hall Sec Effects	1,734.87	-	-	1,734.87
Buildings - Bonelli 1st floor Building Secondary Effects	1,133,956.36	-	-	1,133,956.36
New Equip Non-Instr Non-GASB-Bonelli 1st Floor	139,612.90	-	-	139,612.90
New Equip Non-Instr GASB - I Bldg 1st Floor	10,645.75	-	-	10,645.75
Buildings - Bonelli 2nd floor Building Secondary Effects	1,220,179.35	-	-	1,220,179.35
New Equip non Instr Non-GASB BonH 2nd fl sec eff	98,422.81	-	-	98,422.81
Buildings - Bonelli Hall 3rd Floor Remodel	175,443.01	-	-	175,443.01

Series 2006 General Obligation Bonds Series 2007, 2012 and 2014 Combined			As of December 31, 2015	
LIFE TO DATE EXPENSES BY PROJECT (DETAIL)				
Funds 45,46 and 47				
(MEASURE M)				
Project Description	Prior Years Expenses	15-16 Budget	15-16 Expenses	LTD Expenses
New Equip Non-Instr Non-GASB-Bonelli 3rd Floor	52,779.07	-	-	52,779.07
Buildings - S Building (S-130 Renovation)	19,190.03	-	-	19,190.03
Bldgs - Secondary Effects Masterplan	20,000.00	-	-	20,000.00
Bldgs-Student Support Center	251,709.03	-	-	251,709.03
New Equip Non-Instr Non-GASB - Stu Support Center	5,617.01	-	-	5,617.01
Bldgs - Modular Renovations - Secondary Effects	88,746.29	-	-	88,746.29
Bldgs-Miscellaneous secondary effects projects	101,999.66	-	-	101,999.66
New Equip Non-Instr Non-GASB-misc sec effect projects	54,881.97	-	-	54,881.97
Bldgs-Secondary Effects - Culinary Construction	65,275.29	-	-	65,275.29
New Equip Non-Instr Non-GASB - Sec Eff Culinary	4,622.54	-	-	4,622.54
Bldgs - Secondary Effects Holding	-	2,500,000.00	-	-
Bldgs - Bonelli Hall Secondary Effects (SSA)	7,125.00	742,875.00	51,586.75	58,711.75
Bldgs - Misc Secondary Effects (SSA)	-	445,000.00	5,787.64	5,787.64
New Equip non Instr Non GASB Misc Secondary Effects (SSA)	-	55,000.00	655.50	655.50
#9	5,327,645.57	3,742,875.00	58,029.89	5,385,675.46
#10 Future Planned Equip and Tech Replacement				
New Equip Inst Non-GASB	182,587.17	-	-	182,587.17
New Equip Non-Instr GASB	153,418.22	-	-	153,418.22
New Equip Non-Instr Non-GASB	450,310.73	-	-	450,310.73
New Equip Instr GASB-NANO Grant-Tech/Equipment	981,522.05	-	-	981,522.05
New Equip Inst Non-GASB NANO Grant	24,434.00	-	-	24,434.00
#10	1,792,272.17	-	-	1,792,272.17
#11 Other Items Not Specific To Any One Item Above				
Underwriter's Discount - Series 2007	999,965.87	-	-	999,965.87
Underwriter's Discount - Series 2012	262,500.00	-	-	262,500.00
Underwriter's Discount - Series 2014	181,250.00	-	-	181,250.00
Cost of issuance - Series 2007	621,871.98	-	-	621,871.98
Cost of issuance - Series 2012	185,723.65	-	-	185,723.65
Cost of issuance - Series 2014	206,000.00	-	-	206,000.00
Debt Service Fund Contribution - LA County - Series 2007	980,882.95	-	-	980,882.95
Debt Service Fund Contribution - LA County - Series 2012	2,128,901.25	-	-	2,128,901.25
Debt Service Fund Contribution - LA County - Series 2014	800,635.90	-	-	800,635.90
Auditors Fees	72,850.00	32,800.00	10,800.00	83,650.00
Agents Fees	3,410.18			3,410.18

Series 2006 General Obligation Bonds Series 2007, 2012 and 2014 Combined			As of December 31, 2015	
LIFE TO DATE EXPENSES BY PROJECT (DETAIL)				
Funds 45,46 and 47				
(MEASURE M)				
Project Description	Prior Years Expenses	15-16 Budget	15-16 Expenses	LTD Expenses
Contract Services - ADA Transition Plan	62,327.13	7,673.00	5,142.17	67,469.30
Contingency	-	2,227,532.00	-	-
Partial Repayment of 2006 COP - Series 2012	12,838,049.66	-	-	12,838,049.66
Facilities Master Plan 2008-2013	253,000.00	-	-	253,000.00
Facilities Master Plan 2012-2017	169,370.00	-	-	169,370.00
Educational Master Plan	188,458.94	-	-	188,458.94
Management Personnel for Bond Implementation	785,106.25	213,677.00	41,950.71	827,056.96
Holding-estimated arbitrage	-	-	-	-
#11	20,740,303.76	2,481,682.00	57,892.88	20,798,196.64
TOTAL	126,190,641.44	25,950,906.00	1,976,059.83	128,166,701.27

**SANTA CLARITA COMMUNITY COLLEGE DISTRICT
COLLEGE OF THE CANYONS**

Measure "M" Citizens' Oversight Committee

DATE: 3/31/16

ITEM TITLE General Obligation Bond

- ACTION/CONSENT
- ACTION
- INFORMATION
- DISCUSSION

Refunding to Provide Taxpayer Savings

BACKGROUND ANALYSIS:

The voters have authorized two Bond measures for College of the Canyons. Measure C in 2001 and Measure M in 2006. Bonds have been issued over the years from those authorizations at various interest rates. With interest rates at an all-time low there is an opportunity for the District to refund previous bonds that were issued at higher rates. This refunding will save the taxpayers millions of dollars in debt service that is collected through local property taxes.

The terms of the bond refunding are projected as of March 22, 2016 and include the refunding of 18 years of higher interest capital appreciation bonds to be replaced with lower cost current interest bonds.

The total amount being refinanced for each bond series is:

- Refunding of the 2005 Refunding Bonds \$ 9,720,000
- Refunding of the 2006 Election, Series 2007 Bonds \$86,720,175

The aggregate interest cost for the refunded bonds is estimated at 3.62%.

The net present value savings is estimated at \$16 million which will directly benefit the taxpayers through lower property tax payments.

There are two critical legal requirements for this refunding transaction:

- All the benefits of the refunding must be given to the local taxpayers, and the District cannot receive any money from the transaction.
- The term of the bonds being refunded cannot be extended, meaning the issuance of the refunding bonds will not change the number of years that the District's bonds will be outstanding.

Once this transaction is approved by the District's Board of Trustees, which is projected to occur at the April 13th Board of Trustees meeting, the refunding will be completed within 60 days to take advantage of the lower market rates.

FISCAL IMPLICATIONS:

There is no cost or benefit to the District for this transaction. The savings to taxpayers is estimated at a net present value of over \$16 million.

RECOMMENDATIONS:

No recommendation at this time. Information only.

Submitted by:

**Approved for submission to Measure "M"
Citizens' Oversight Committee:**

Dianne G. Van Hook, Ed. D.



Recommended by:

**Dianne G. Van Hook, Ed. D.
Chancellor**

**SANTA CLARITA COMMUNITY COLLEGE DISTRICT
COLLEGE OF THE CANYONS**

Measure "M" Citizens' Oversight Committee

DATE: 3/31/16

ITEM TITLE Bond Education

- ACTION/CONSENT
- ACTION
- INFORMATION
- DISCUSSION

BACKGROUND ANALYSIS:

A presentation will be made on a local bond Measure that can provide the district with much needed capital funds. With the increase in student demand and the lack of State capital funding, the District is seeking a funding option to meet the educational needs of our community.

Historically, the State has provided capital funding bonds but this has not happened since 2006 with the emphasis being on the water bond and other State projects. A State bond has been placed on the ballot for 2016 and the College is scheduled to receive upwards of \$40 million in match dollars that would augment local funding.

The local bond measure will include only essential improvements, expansion, modernization and additions of facilities to support instructional programs, support services and expand access for local residents. Total general obligation bond revenue in the amount of \$230 million will be generated through property taxes based on an estimated tax rate of \$15 per \$100,000 of assessed value.

An Educational/Facility Master Plan is being developed for 2016 – 2021 and will serve as the framework for the expenditure of the bond funds. Most importantly, the Canyon Country Campus buildout with several instructional buildings, a warehouse and central plant will be completed within the next 10 to 12 years, along with a 1,000 space parking structure at the Valencia Campus, a Public Safety/Allied Health building, a new Student Center, and modernization of existing spaces to meet current needs.

FISCAL IMPLICATIONS:

A successful passage of the general obligation bond will raise \$230,000,000 for classrooms, laboratories and facility needs in the Santa Clarita Community College District. All costs associated with the sale of the bonds will be paid for from the bond proceeds.

RECOMMENDATIONS:

No recommendation at this time. Information only.

Submitted by:

**Approved for submission to Measure "M"
Citizens' Oversight Committee:**

Dianne G. Van Hook, Ed. D.



Recommended by:

**Dianne G. Van Hook, Ed. D.
Chancellor**

BACKGROUND / ANALYSIS

Overview

College of the Canyons has served more than 300,000 individual students since it opened in 1969 and currently serves approximately 20,000 students. They come in all ages, from all walks of life, and with varied educational backgrounds and educational goals. They trust College of the Canyons to meet their needs. Many of the students go on to four-year colleges and universities; others go directly into the workforce in a wide variety of careers: from nursing, to child development, to manufacturing technology, to computer networking, to multimedia, to film and entertainment, to public safety, to teaching and more. Others look to us to help them change careers or re-start higher education after an absence from the workforce. And, over 900 high school students attend College of the Canyons each semester to get a head start on college. Our challenge and our obligation is to meet the need, and this has been our commitment for more than 45 years. And, we have worked strategically to meet this community's ever-changing needs.

When the COC campus opened in 1971, the facilities were master-planned to serve 5,000 students. Our enrollment has long since surpassed that number, with the number of students served in fall 2014 alone exceeding 20,000.

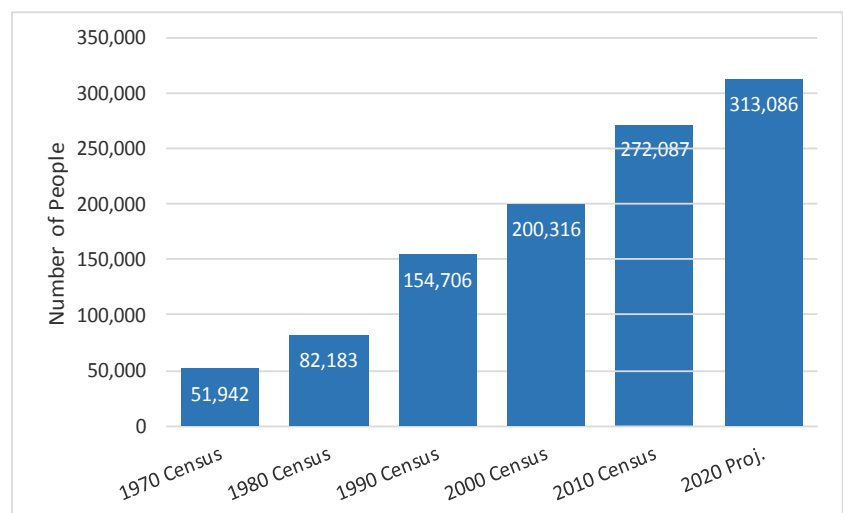
While we have added facilities, and made the most of state and local funding, our students need access to up-to-date classrooms, labs, equipment and technology that prepare them for jobs in science, aerospace, teaching, nursing, manufacturing and other fast-growing, high-wage industries. Our community relies on College of the Canyons to prepare students of all ages for local jobs. As area companies continue to expand and new businesses move to Santa Clarita, the demand for workforce training will continue to grow. College of the Canyons needs to invest in new classrooms, labs and technology and update existing facilities to ensure we meet labor market demands. Technology infrastructure, networks and wiring are outdated and inadequate to handle computers and other technology for students to succeed now and in the future.

With the rising cost of four-year colleges, more local families are turning to College of the Canyons for local higher education at a fraction of the cost of state universities. Our student enrollment continues to grow—in the past ten years, enrollment has increased to about 20,000 students and is expected to reach up to 30,000 students in just over ten years. Currently, students often cannot get the courses they need—every semester, we have approximately 4,000 students on waitlists, and this will be increasingly problematic with the growing demand from students. We need to ensure that our top-ranked community college can keep up with and serve the local demand, continue providing a quality education for students, and enhance their ability to complete their programs on time by enhancing their access.

BACKGROUND

The population of the Santa Clarita Community College District has grown consistently from 51,942 in 1970 to 272,087 in 2010 and is expected to grow to 313,086 in 2020. Proportionately, the number of students served by College of the Canyons has consistently grown from less than 5,000 in the 1970s and early 1980s to more than 20,000 today. As can be seen from the chart below, the state projects that enrollment at College of the Canyons will continue

Santa Clarita Valley Population

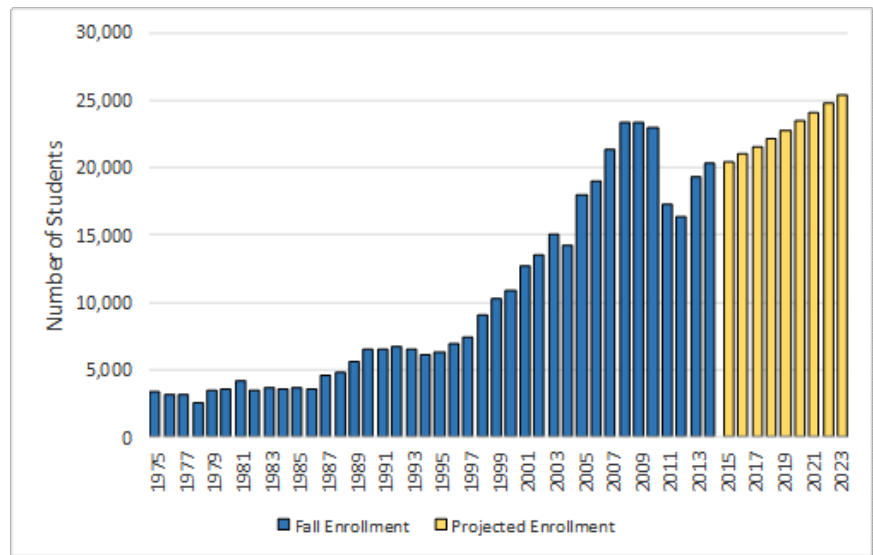


to grow to up to 30,000 students in just over ten years.

This unusually rapid growth in enrollment is generated by a combination of several factors:

- The Santa Clarita Valley's population will continue to grow.
- Thousands of people rely on College of the Canyons to provide training to advance their job skills. While only 28 percent of jobs in the 1970s required some college, this increased to 56 percent in 1992 and is expected to reach 65 percent by 2020.
- Because of the 200+ training partnerships we have formed with many industry partners in our area, the Santa Clarita Community College District serves a greater percentage of adults than the average community college.
- Older working students are returning to community colleges in increasingly greater numbers for ongoing training and education.
- People with an associate degree in a career technical education (CTE) area earn \$60,771, compared to only \$38,500 for those with a general education degree. Wages increase to \$66,000 five years later for the person with the CTE degree.

College of the Canyons Headcount



“Some College” is the New Gateway Into The Workforce

THE LABOR MARKET IS INCREASINGLY DEMANDING A MORE SKILLED WORKFORCE.

IN THE 1970s	IN 1992	BY 2020
28% of jobs required more than a high school education.	56% of jobs required more training.	65% of job openings in the U.S. will require some postsecondary education or training-though not necessarily a four-year degree.

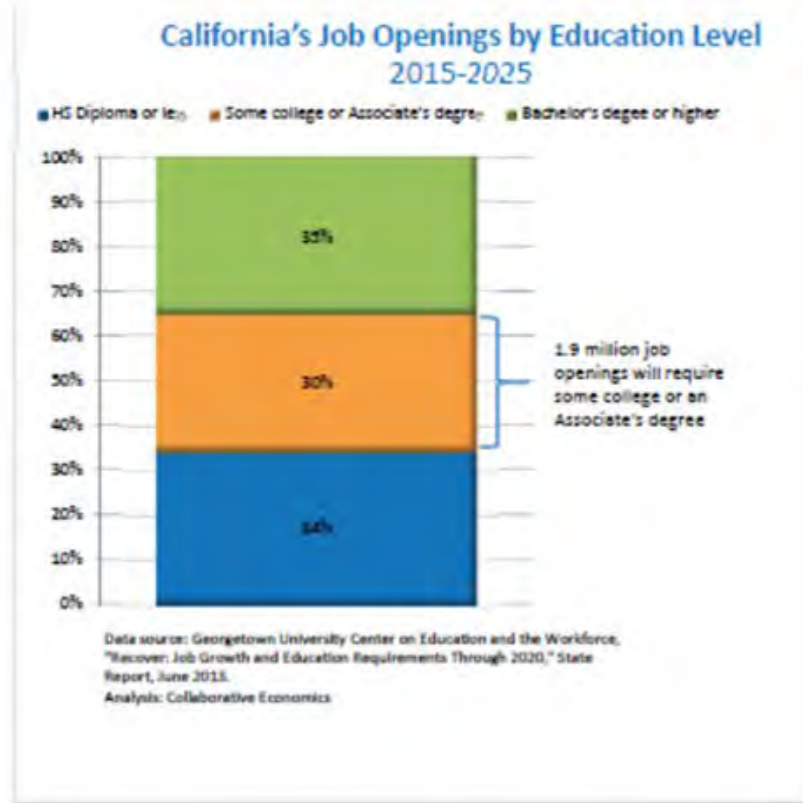
Source: Georgetown Center on Education and the Workforce analysis.

Career Technical Education: The Path Out of Poverty

<p>\$60,771 (\$29.22/hour) 2-parent with one working adult, 2-child <small>Source: CA Budget Project</small></p>	<p>\$66,000 AA – Career Technical Education 5-years later <small>Source: Salary Surfer, 112 CA Community Colleges</small></p>
	<p>\$38,500 AA - General Education 5-years later <small>Source: Salary Surfer, 112 CA Community Colleges</small></p>

The Goal

California needs 1 million more AA, certificates, or industry-valued credentials.



Job market projections indicate that as we go forward, thousands of the jobs in L.A. County and the state will require more education than a high school diploma, but not necessarily a bachelor's degree. By 2025, 30 percent of all job openings in California, or 1.9 million jobs, will require some college but not a bachelor's degree. That means the demand for access to community colleges will continue to increase.

How Does College of the Canyons Serve our Local Community?

College of the Canyons is an outstanding investment for this community's residents. As it strives to meet this community's need for access to transfer education, job training, workforce preparation, and never-ending opportunities for improvement and progress, the college infuses millions of dollars into the local economy every year. The college listens to the community's requests, works flexibly with local businesses to meet their needs, and is dedicated to assisting every local student in meeting his or her goals.

Specifically, College of the Canyons:

- Leads all 21 two-year colleges in Los Angeles County in student completion.
- Serves more than 900 high school students each semester, who get a head start on their college careers.
- Provides students with the skills needed to get jobs in fast-growing, well-paying career fields in the future.
- Serves 60 percent of William S. Hart Union High School district graduates, who attend COC after graduation from high school.
- Provides top quality, local higher education at a fraction of the cost of the University of California or California State University systems, saving tax dollars and tuition funds.
- Trains nurses, firefighters and law enforcement officers, who protect our community.

- Boosts the local economy, providing employers with well-trained professionals and contributing over \$300 million annually to the local economy.
- Serves as a leader in bringing the arts and culture to the community.
- Serves specific population groups through special classes for seniors and local industry.
- Receives very high ratings in meeting community needs for higher education.

The Need for a General Obligation Bond

The impact of growth is not new to the Santa Clarita Valley and College of the Canyons. With the SCV population expected to exceed 313,000 by 2020 and up to 30,000 students in just over ten years, the college must continue to create academic and professional programs to support the development of the local workforce and the transfer of our students to university level courses. The district's existing college facilities are currently reaching capacity and cannot accommodate the growing demand for access to higher education and workforce training. A significant number of current students are already being served in temporary facilities.

Due to the demand for access and tremendous increase in the student population, the college has already outgrown the 2012-2017 master plan. Hence, in the fall of 2015, the college and its various departments began a process to update that master plan and develop specific recommendations to add/modify and modernize space to meet curriculum, access, and partnership demands to the year 2021 and beyond. The process of updating the master plan began with extensive analyses of data on the college, Santa Clarita Valley, California and the nation. From these data, projections of demand were developed for the district and disaggregated by departments and campus. More than 200 interviews with faculty, staff, administrators, and community members also were conducted in developing the detailed plan. This updated Education and Facilities Master Plan, expected to be published in June 2016, identifies curriculum, programs, and services that will be expanded, added, and updated at the Valencia and Canyon Country campuses to further develop the college's mission of being a comprehensive community college designed to enhance the transfer preparedness of our students and provide training for existing and emerging occupations and the facility and technology needed for these programs and services.

Given the limitations of current facilities, **many students are unable to pursue their academic and professional goals as planned.**

- More than 4,000 student enrollments are on the waitlist at the start of each semester.
- Closed courses are commonplace.
- The student population is expected to increase by another 5,000 in seven short years and continue to grow steadily thereafter.
- The College is unable to offer enough math, English and other general education courses students need to transfer because of lack of classrooms.
- With fewer-than-needed science labs, specific gateway courses such as anatomy and physiology, biology, and chemistry cannot be offered often enough. This creates a bottleneck for students pursuing nursing and science-based transfer programs, as well as for general education transfer students.
- A general obligation bond will allow the college to develop the space, the facilities and the supporting infrastructure to add classes and create needed academic and professional programs.
- Despite the fact that COC has the highest transfer rate of any community college in Los Angeles County, without more classrooms, many of these students will continue to be on waiting lists for required courses and be delayed in transferring to a four-year campus.

Developing Facilities at College of the Canyons

College of the Canyons has been very aggressive and persistent in accessing facilities funding from a variety of sources for the past 15 years. Most of the funds obtained came as a result of extensive planning, which enabled us to describe our specific space needs for running and developing new programs and housing new curricula. We have also been successful in accessing local funds to match

state revenues and bring money into our local community that would otherwise have been lost to other community college districts.

The district has built a reputation for diligent, results-oriented planning in order to meet the community's immediate and future needs. Our processes allow us to plan for the future and also to respond to and be as ready as we can for students when they come through our doors. As a result of this tradition of adhering to sound planning processes and our commitment to carrying out our plans, the college district has demonstrated responsible and responsive leadership in identifying and securing resources to meet our needs while being accountable for results.

From 1997 to 2009, funding for college facilities was provided via state and local resources. But, state funding has not kept pace with need, and there is currently a \$30 billion dollar backlog in community college capital outlay requests statewide. The need to maintain fiscal stability, develop a long-term funding plan for equipment replacement, and develop a funding plan for building maintenance is a constant challenge.

College of the Canyons **has pursued all options and taken action to fund facilities.** We have been aggressive, entrepreneurial, successful, and persistent. Our current campuses exist because we have coupled state funding, local district funding partnerships, and local bond funds to get where we are today. Despite our progress, we are still behind and are using modular facilities to accommodate the ever-increasing numbers of students turning to community colleges in general, and College of the Canyons specifically, for access to higher education.

Through the process of updating the Educational and Facilities Master Plan, an analysis was completed to determine the current and future educational needs of the community and the related facilities projects that will be required to enable the district to continue providing excellent and affordable educational opportunities for our students and our community. Substantial additional funding will be required to complete the projects identified in the plan to ensure that students have access to the programs and training they need for high-demand, well-paying jobs. Staff has consulted with experts in the areas of finance, bond options, and legal requirements to examine options to fund the Facilities Master Plan.

How the College Infrastructure and Local Residents will benefit from a Local Bond Measure

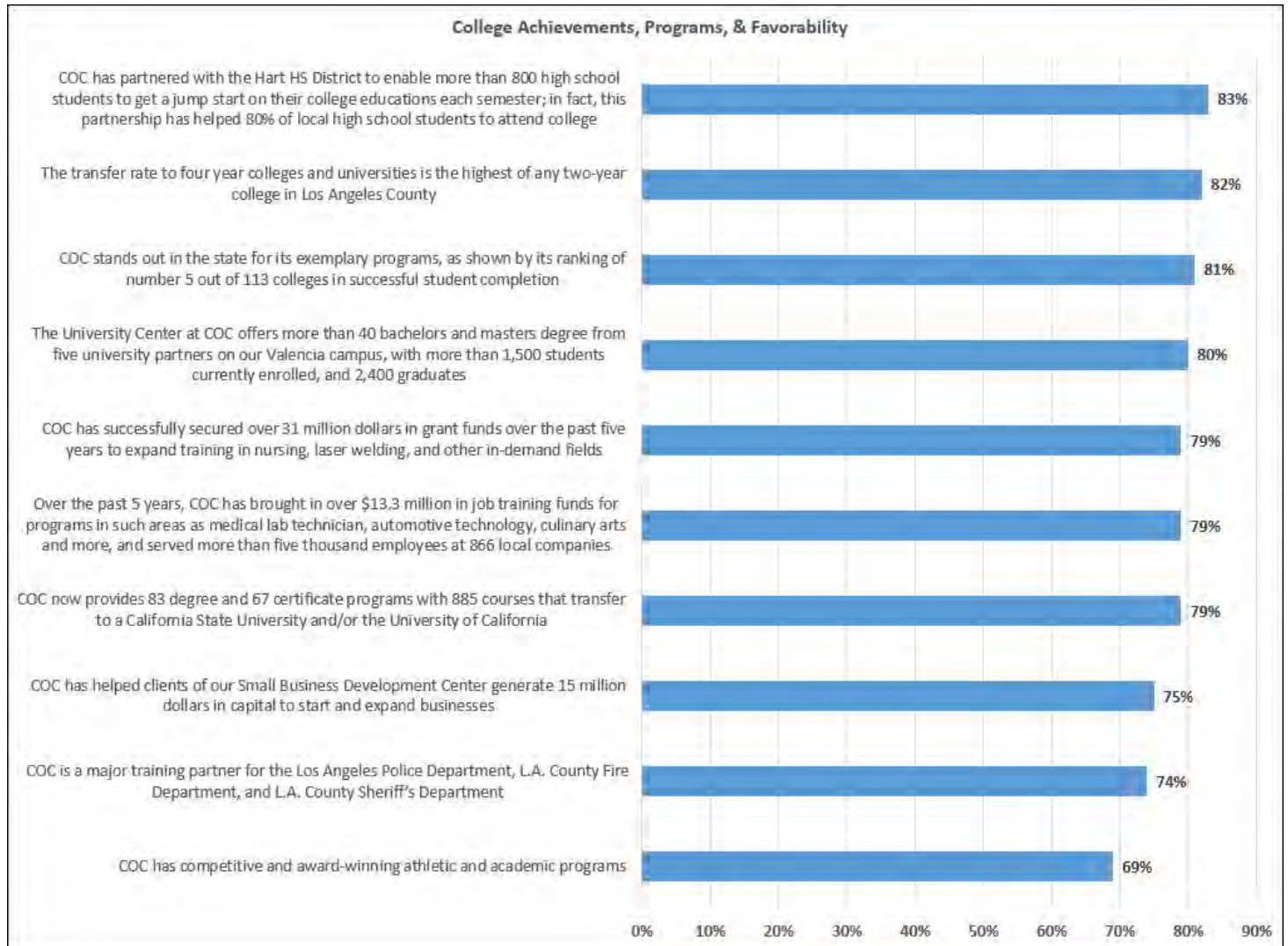
The need for facilities described above is real and imminent. District staff believe that the June 2016 election offers the best opportunity for the passage of a bond in the near future. The district, with the assistance of its financial advisor, prepared the documentation needed to initiate a Proposition 39 general obligation bond election. The District's Board of Trustees approved a resolution at the March 9, 2016 Board of Trustees Meeting ordering an election that will enable us to expand our capacity:

- Making basic repairs such as plumbing, duct work, roofs, walls and floors will ensure that current facilities, many more than 40 years old, will be serviceable for quality programs long into the future.
- Many college buildings, classrooms and grounds must be improved to meet current earthquake, health, fire safety, security and disability access standards.
- The State under-funds basic maintenance and upkeep for wear and tear on classrooms and labs. Passage of a bond will make the college eligible for state maintenance funding. To qualify for state funds, the college must have money to provide a match.
- With a bond, College of the Canyons will qualify for millions of dollars in state matching funds for new construction. It is estimated that we could qualify for \$20 million from the state in the first four or five years of construction, and perhaps millions more in later years, but only if local bond funds are available to leverage that funding.
- COC needs more labs and improved technology to expand and add a variety of high-demand, well-paid, professional programs requiring technical expertise, such as advanced lab technicians, nursing, medical lab assistant, firefighting, paramedic, television and film, auto mechanic and science-related careers, as well, as needing the technology for English, math and basic academics.

- For the Canyon Country Campus to reach its potential and fully serve the needs of our community, permanent buildings must be constructed.

Is there support from the community?

The college recently contracted with an independent firm to survey 600 voters in Santa Clarita. Consistent with previous surveys, there is overwhelming support for the college, with 79 percent indicating that the college does an excellent or good job.



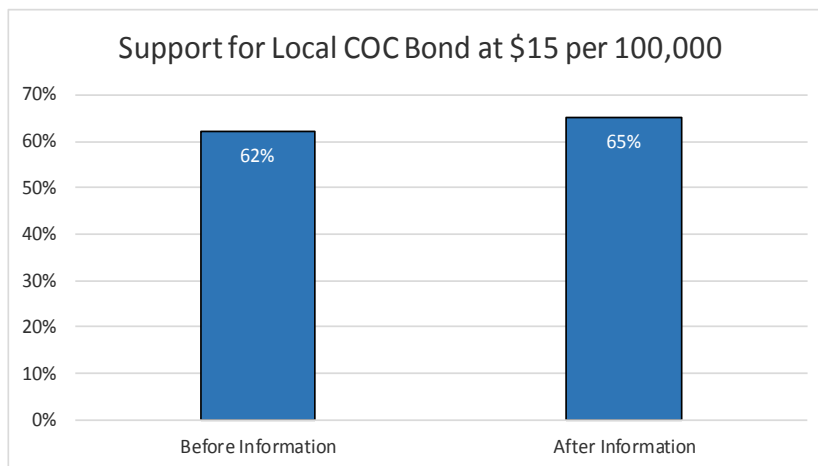
The ratings of the college from community members was strong in all areas surveyed, and especially related to: helping high school students getting a jump start on their college education; transfer rate to four-year universities; the college's exemplary programs and completion rate; the University Center; funding the college has secured for job training programs at the college such as medical lab technician, automotive technology and culinary arts; and the extensive programs, including 83 degree programs and 67 certificate programs.

In terms of support for a bond measure, **62 percent** of likely voters indicated that they would support the bond and support increased to **65 percent** after learning more about the benefits of the bond.

Areas in which voters indicated the college has extremely or very serious needs include:

- Growth to over 30,000 students in the next ten years (63% percent),
- Parking facilities being so inadequate that students and teachers have missed class (63 percent),
- The technology infrastructure, networks and wiring being inadequate to meet needs of students (61 percent),
- More classrooms and labs needed to ensure that students have the space and equipment to receive the training they need to get well-paying jobs in the future (57 percent), and
- The Emergency Medical Technician training facility must be updated so students can be trained on the life-saving equipment and vehicles used today (57 percent).

Voters in Santa Clarita clearly reaffirmed the need for the local bond measure and support for its passage.



Basic Bond Facts

The bond includes provisions that provide stringent accountability to the voters. Specifically, it:

- Requires 55 percent voter approval.
- Costs property owners \$15 annually per \$100,000 of assessed (not market) value.
- Requires independent financial audits and a Citizens' Oversight Committee to ensure that every dollar is spent efficiently and only on identified projects.
- Prohibits spending on administration.
- Requires all money be spent to improve College of the Canyons and prohibits the state from taking a single dime.
- Stipulates that all the money will be spent locally.
- Will enable the college to secure up to \$40 million of state funding based on current criteria.

Summary

The Santa Clarita Community College District needs to place a local bond measure on the ballot now. The evidence of need we currently are experiencing has been building for several years. More and more people of all ages are turning to College of the Canyons to meet their educational needs. And, with the costs of higher education rising rapidly everywhere, except at community colleges, demand for access will not decrease. Our track record of striving to develop, expand, and meet this community's needs is clear. And, the support for us doing so is there.

The bond measure includes only essential improvements/expansions/additions, and modernization. The plan presented is a conservative one designed to enhance the capacity to support instructional programs, support services, and expand access for local residents. There is no fat. At this time, while our need is \$270 million, we are not asking taxpayers to support the maximum of \$25 per \$100,000 assessed valuation. Instead, we are recommending \$15 (estimated tax rate) per \$100,000 assessed valuation that will generate \$230 million in local bond funds. We are confident this level of revenue will enable us to leverage and secure additional state funds (approximately \$40 million) to complete our 2016-2021 Educational and Facilities Master Plan, which includes completing the build-out of the Valencia campus and continuing to build the capacity of the Canyon Country campus.

RECOMMENDATIONS APPROVED BY THE SANTA CLARITA COMMUNITY COLLEGE DISTRICT BOARD OF TRUSTEES ON MARCH 9, 2016:

1. *The Santa Clarita Community College District Governing Board place a capital bond issue on the ballot.*

College of the Canyons has been a leader in seeking out and bringing resources to the college that are essential to providing the very best education possible. This is especially true where facilities are concerned. In addition to a variety of innovative projects funded by our existing budget, the college has been successful in securing state and federal grants, foundation support, and funding from a variety of private sources to meet our growing facilities needs. As was described in the February 24, 2016 board meeting presentation regarding the Update and Planning for New and Improved Facilities and Programs, the process of updating the Educational and Facilities Master Plan identified several facilities needs. Furthermore, polling data indicates that College of the Canyons can pass a general obligation bond exceeding the required 55 percent majority.

2. *The total maximum of bonds to be issued be set at \$230 million.*

This amount would allow the college to address many of the priority needs identified in its Educational/Facility Master Plan. **The funds can only be used to fund projects on the list and cannot be used for any other district purpose.** This level of funding will result in an annual average tax rate during the life of the bonds of approximately \$15 (estimated tax rate) per \$100,000 of assessed property valuation (not the market value).

3. *The measure be placed on the June 7, 2016 ballot.*

Given the well-documented and tremendous need for additional facilities already faced by the college, and the projected demand for increased access over the next 10 years, time is of the essence to ensure the demand for programs and services will continue to be met by seeking voter approval this June 7, 2016, of a College of the Canyons bond measure to fund these essential facilities improvements.



COLLEGE OF THE CANYONS

ENHANCING STUDENT SUCCESS

DELIVERING OUTSTANDING LOCAL EDUCATION

- ◆ Our student transfer rate to universities is the highest of any two-year college in Los Angeles County
- ◆ The College stands out for its exemplary programs, as shown by its ranking among the **top five in the state** for student completion rate for college-prepared students
 - ◆ Students who re-enter the workforce or take courses for ongoing career training experience a **22% increase in income** after completing courses at our college
- ◆ **More than 60%** of local William S. Hart Union High School District graduates attend College of the Canyons within two years of graduating



OFFERING HIGH QUALITY AFFORDABLE EDUCATION

- ◆ With the rising cost of four-year college, more local families are turning to College of the Canyons for local higher education at a fraction of the cost of state universities
- ◆ Our student enrollment continues to grow—in the past ten years, enrollment has increased to about **20,000 students** and is expected to reach up to **30,000 students** within the next decade
- ◆ We need to ensure that our top-ranked local college can keep up with the local demand and continue providing a quality education for students
 - ◆ Students often cannot get the courses they need—every semester, we have approximately **4,000 students** on waitlists
- ◆ Local companies need access to training to ensure they remain competitive in their industries
- ◆ More classrooms and science facilities and labs are needed at the Canyon Country and Valencia campuses

PREPARING STUDENTS FOR JOBS

- ◆ The College prepares students for a variety of careers, offering **83 degree programs** and **68 certificates**
- ◆ Our students need access to up-to-date classrooms, labs, equipment and technology that prepare them for jobs in science, aerospace, teaching, nursing and manufacturing.
- ◆ Technology infrastructure, networks and wiring are outdated and inadequate to handle computers and other technology for students to succeed now and in the future.
- ◆ Our community relies on College of the Canyons to prepare students of all ages for local jobs. As area companies continue to expand and the demand for local career training continues to grow, we need to improve our classrooms, labs and technology to ensure we can keep pace.
 - ◆ Our economy requires trained and educated workers. By the year 2020, California will require **1 million more workers** with associate degrees or certificates.
 - ◆ Training nurses is important now more than ever—California's nurse-to-patient ratio has ranked 48th in the nation for the past 10 years, and by 2030 we will be more than **193,000 nurses short** of our needs.

SERVING VETERANS AND ENHANCING PUBLIC SAFETY

- ◆ Our college serves nearly **1,000 veterans** each year, which is one of the highest concentrations in California
- ◆ Our Veterans Center needs to be upgraded to ensure veterans can receive the career and academic counseling they need to help transition to new careers and to access the benefits they are entitled to receive from the federal government
- ◆ We need to expand our public safety programs to accelerate and enhance training for peace officers, fire personnel and emergency medical technicians to ensure we have a well-trained public safety workforce

WE VALUE YOUR INPUT


If you have any questions or would like to share your feedback, please contact the Public Information Office at (661) 362-3414.



COLLEGE OF THE CANYONS GROWING THE LOCAL ECONOMY

MEETING THE NEEDS OF BUSINESS AND INDUSTRY

- ◆ College of the Canyons partners with local employers in growing industries, including media arts and entertainment, aerospace, healthcare and biotechnology
- ◆ College of the Canyons is a major training partner for the LA Police Department, LA County Fire Department and LA County Sheriff's Department
- ◆ Our Economic Development Division has bolstered the local economy over the past year by:
 - ◆ Generating **\$3.9 million in grants and revenue** to offer cutting-edge training for local business and industry
 - ◆ Assisting **833 companies** by providing training to **2,985 individual employees**
 - ◆ Awarding **250+ nationally recognized certifications**
 - ◆ Counseling **780 entrepreneurs** through the Small Business Development Center
 - ◆ Assisting **1,783 job seekers** through **12,211 WorkSource Center visits**
 - ◆ Participating in and contributing to **46 business startups**
 - ◆ Helping clients create **258 jobs** and retain **57 jobs**
 - ◆ Contributing to a **\$9.6 million** increase in sales for business/industry partners
 - ◆ Facilitating the raising of **\$14.8 million** in new capital



LOCAL MEASURE TO PREPARE STUDENTS FOR COLLEGE AND CAREERS

To continue providing a high quality education that prepares students for four-year college and future careers, the Santa Clarita Community College District Board of Trustees has placed a local bond measure on the June 7, 2016 ballot. If approved by local voters, the measure will provide \$230 million to expand and upgrade our college facilities and will cost \$15 per \$100,000 of assessed, not market, value per year.

- ◆ Update classrooms, labs, technology and equipment to prepare students for four-year college and jobs
- ◆ Upgrade our student center to provide career and academic counseling to veterans
- ◆ Improve facilities for public safety programs
- ◆ Ensure classrooms and buildings meet current earthquake, health and safety standards
- ◆ Build more parking and improve accessibility
- ◆ Improve facilities, security and lighting systems to ensure student safety
- ◆ Build additional classrooms and facilities to accommodate growing student enrollment
- ◆ Add new and update existing science labs and classrooms

FISCAL ACCOUNTABILITY WOULD BE REQUIRED

- ◆ Every penny raised by a local measure would be spent right here in the Santa Clarita Valley to improve our local college
- ◆ The measure would qualify College of the Canyons for millions in state matching funds that would otherwise be lost to other communities
- ◆ By law, no funds could be used for administrative salaries
- ◆ Independent citizens' oversight and annual audits would be required

WE VALUE YOUR INPUT

If you have any questions or would like to share your feedback, please contact the Public Information Office at (661) 362-3414.



COLLEGE OF THE CANYONS

ENHANCING STUDENT SUCCESS

CANYON COUNTRY CAMPUS

Project 1: Science Labs, Lecture

Science, 24,250 sf: Chemistry, Zoology, Botany, Marine Biology, Microbiology, Anatomy, Physical Science, Physiology, Physics Lecture, 30,750 sf: Lecture Halls (75-125 capacity); Classrooms

Project 2: Student Center, Student Services, Library, TLC, Veterans, Testing, Food Services

ASG Offices; Health Center; Admissions & Records; Counseling; Financial Aid; Transfer/Career Center; EOPS; DSPS; Library/Research Stacks; Tutoring Lab; Veterans' Services; English, Math and Language Labs; Testing Lab; General Food Services; MakerSpace Center

Project 3: Lecture, Arts and Humanities, 250-Seat Performance Space

Fine & Performing Arts Labs/Lecture; Art Gallery; Large Performance Space; Communications, Dance, Interior Design; Theatre

Project 4: Lecture, Office

Anthropology; Geography; Psychology

CTE: Advanced Manufacturing/Fabrication, Welding, Construction Technology, Emerging Technology Fields

Modernization: Secondary Effects of Existing Modulars, Roads, Hillside, Infrastructure

Convert modulars for offices, miscellaneous uses; underground infrastructure repairs, slope stabilization and planting; accessibility upgrades

M&O/Warehouse/Outbuildings: Facilities, Deliveries and Distribution

Standard service space for campus operations

Central Plant: Heating, Cooling, Energy

Provide all heating, cooling and co-generation functions from a single complex and reduce energy expenses

VALENCIA CAMPUS

Parking: 1,000-Space, Multi-Story Structure

Modernization: Repurpose Existing Spaces to Meet Current/Future Educational Demands

Expand Nursing and Medical Lab Tech labs; Add Cybersecurity and Health Informatics labs; Expand Physical Sciences labs/lecture; upgrade large lecture halls; classroom modernization

Public Safety Allied Health: Public Safety, Police and Sheriff's, Fire, EMT, Nursing

Tear down and replace Towsley Hall to provide facilities for Sheriff and Fire training, Nursing, and EMT

Student Center: Tear Down and Replace

Replace existing structure; house and expand all existing functions; add veterans' services; add MakerSpace Center

Scheduled Maintenance: All Roadways; Infrastructure: Water, Sewer, Gas

ADA: Complete Balance of ADA Transition Plan

Contingency: Scope Modifications and Cost Escalation

WE VALUE YOUR INPUT

If you have any questions or would like to share your feedback, please contact the Public Information Office at (661) 362-3414.